

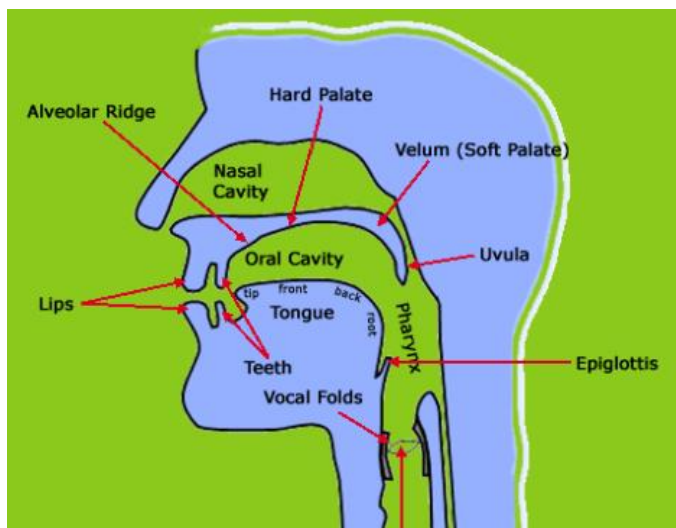


An Animated and Narrated Glossary of
Terms used in Linguistics
presents

Place of Articulation



Articulators

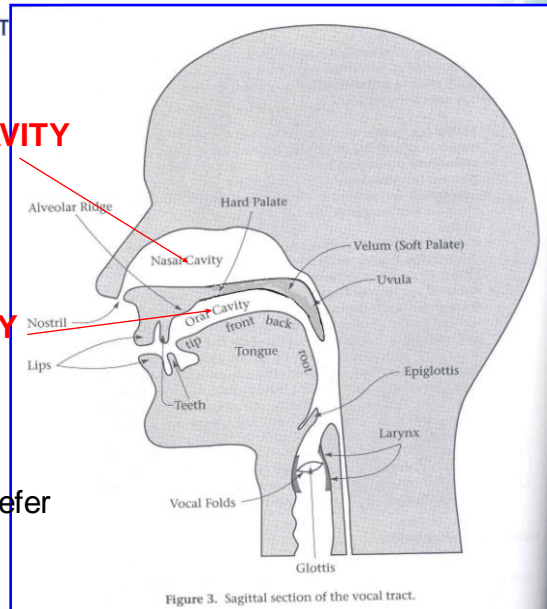


Slide 2 

NASAL CAVITY

ORAL CAVITY

By place of articulation, we refer only to the oral cavity.



Slide 3

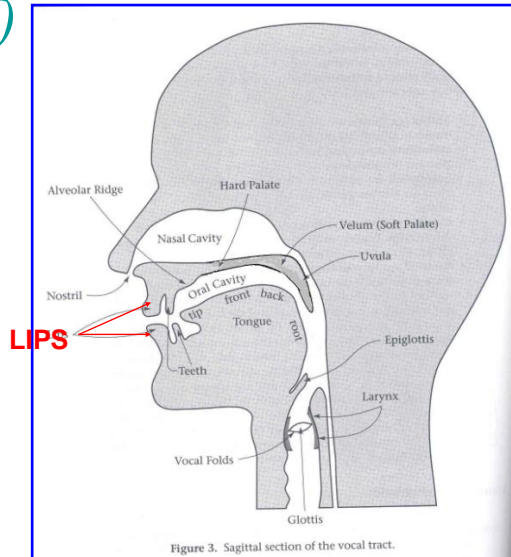
Place of Articulation

- The **place of articulation** is the part of the oral cavity where **stricture is greatest** in the production of a phone (i.e. a linguistic sound).

Slide 4

Lips (labial)

- Close both lips to produce [p] or [m].
- Or draw them near without touching to produce [w].
- Or use only the lower lip to produce [f] or [v].

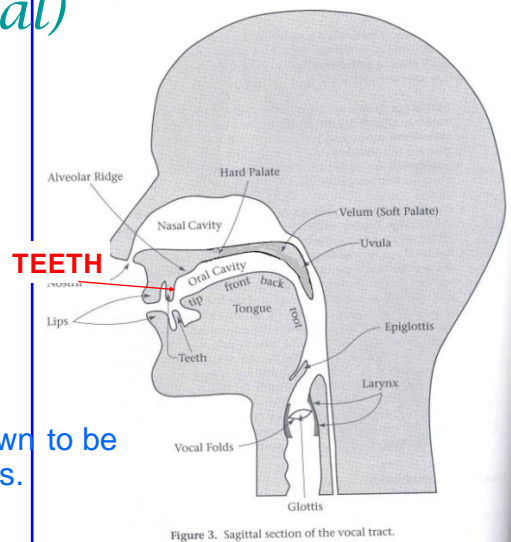


Slide 5 

Teeth (dental)

- Recall [f] or [v] which require the upper teeth.
- Try [θ] in "that".

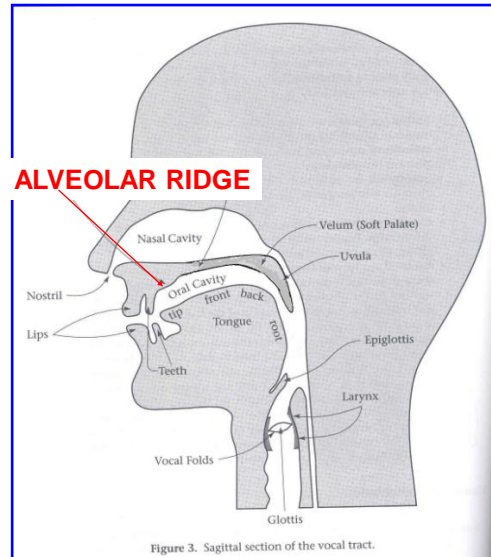
The lower teeth are not known to be relevant in human languages.



Slide 6 

Alveolar

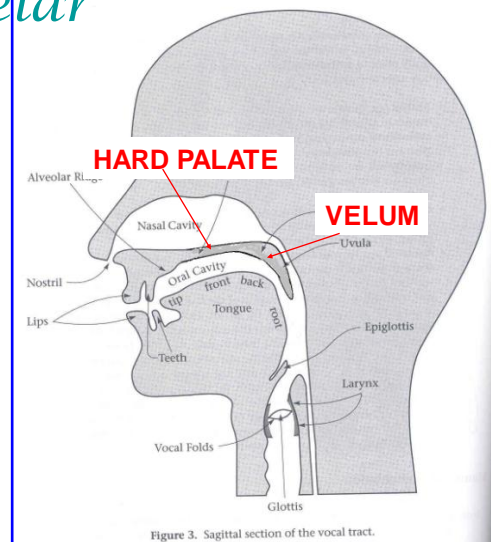
- Make the [t] sound.
- The tip of the tongue touches the alveolar ridge.
- Try [s], where there is a narrow stricture at the alveolar ridge.



Slide 7 

Palatal and Velar

- Use your tongue body to either touch the **hard palate** or **velum** to make other sounds.
- Or simply draw your tongue body close to them.



Slide 8 



Places of Articulation in the IPA

- Bilabial (both lips)
- Dental
- Alveolar
- Palatal
- Velar
- Uvular
- Pharyngeal
- Glottal

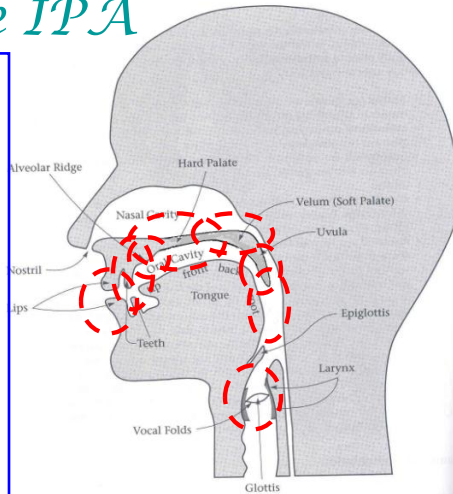


Figure 3. Sagittal section of the vocal tract.

Slide 9



Places of Articulation in the IPA

- Labiodental
 - Upper teeth and lower lip.
- Postalveolar
 - The area just behind the alveolar ridge but not quite the center of the hard palate.
- Retroflex
 - Tip of tongue curled and pointing towards the postalveolar or palatal region.

Slide 10


Places of Articulation on the IPA Chart

Place of articulation

CONSONANTS (PULMONIC) © 2005 IPA


	Bilabial	Labiodental	Dental	Alveolar	Postalveolar	Retroflex	Palatal	Velar	Uvular	Pharyngeal	Glottal
Plosive	p b			t d		ʈ ɖ	c ɟ	k ɡ	q ɢ		ʔ
Nasal	m	ɱ		n		ɳ	ɲ	ŋ	ɴ		
Trill	ʙ			ʀ					ʀ		
Tap or Flap		ⱱ		ɾ		ɽ					
Fricative	ɸ β	f v	θ ð	s z	ʃ ʒ	ʂ ʐ	ç ʝ	x ɣ	χ ʁ	ħ ʕ	h ɦ
Lateral fricative				ɬ ɮ							
Approximant		ʋ		ɹ		ɻ	j	ɰ			
Lateral approximant				l		ɭ	ʎ	ʟ			

Where symbols appear in pairs, the one to the right represents a voiced consonant. Shaded areas denote articulations judged impossible.

Slide 11 

Additional Note

- Among phonologists, it is also possible to talk about **places of articulation for vowels**.
- Also, instead of using the set of places given by the IPA chart, some theorists may prefer defining places of articulation with reference to the **position of the tongue body**, using features like [dorsal], [front], [high], etc.

Slide 12 



The End

Wee, Lian-Hee and Winnie H.Y. Cheung (2009)
An animated and narrated glossary of terms used in Linguistics. Hong
Kong Baptist University.

